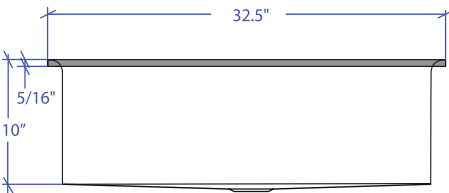
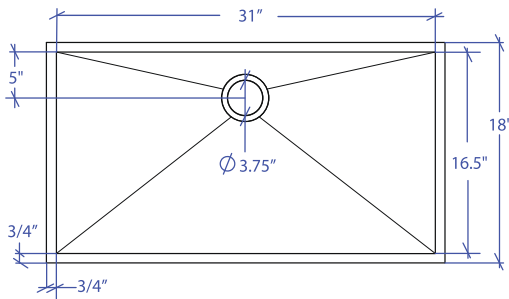


# ARC MARFS-656RGSB



\*Flush-Mount Installation Kit is included with each sink  
\*Custom ADA compliant versions are available

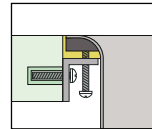


- FEATURES**  
 16-gauge type 304 stainless steel  
 Solid brass under rim support
- TECHNICAL INFORMATION**  
 External dimension: 32.5"Lx18"Wx10"D  
 Basin dimensions: 31"Lx16.5"Wx10"D  
 Frame width: 3/4"  
 Frame thickness: 5/16"
- FINISHES**  
 Rose Gold PVD Satin Brushed stainless steel
- INSTALLATION OPTIONS**  
 Flush-mount
- MINIMUM CABINET SIZE (I.D.)**  
 Flush-mount 35.5"

**INDUSTRY'S ONLY STAINLESS STEEL SINK DESIGNED SPECIFICALLY TO BE FLUSH-MOUNTED**


**INTERNATIONAL PATENT PENDING**

**FLUSH-MOUNT INSTALLATION**

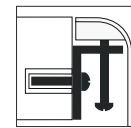


Flush-mount


**ACCESSORIES**



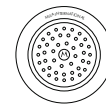
MBG-6514RGSB  
Basin Grid



Flush Mount Kit  
**(Included)**  
MTK-613AL



MCB-651BB  
Cutting Board



MKD-101RGSB  
Strainer

PROJECT INFORMATION			
Project			
Date	/ /	QTY	
Speci er			
Contact			
Note			